

Outdoor Storage



A



B



C



D



E



F


Lid slides back for easy walk-in access.

Rubbermaid

ROUGHNECK™ MODULAR OUTDOOR STORAGE SHEDS

- Freestanding and weather resistant
 - Durable double-wall resin panels lock together quickly and easily
 - Heavy-duty structural foam floor has angled entry ramp
 - Easily assembles with basic tools
 - Hasp is padlockable (padlock not incl.)
- Structural foam floor supports up to 1,300 lbs. Sheds have molded-in grooves to accommodate up to six wood shelves (shelves not incl.). Molded-in anchor grooves permit anchoring into the ground.


A. Vertical Double Deep

Two lockable front doors for easy access. 6-ft. interior height for walk-in accessibility. Sandstone/Olive. 163 cu. ft. capacity. 66w x 72d x 78h. Shpg. wt. 253.1 lbs. 

◆RHP 3673

Each

B. Vertical

Two lockable front doors. 6-ft. interior height provides walk-in accessibility. Sandstone/Olive. 74 cu. ft. capacity. 66w x 36d x 78h. Shpg. wt. 179 lbs. 


◆RHP 3667

Each

OUTDOOR STORAGE SHEDS

- All structures are freestanding and weather resistant
- Interlocking double-wall blow-molded panels for strength and durability
- Tough, durable floor included
- Easily assembles in less than 30 minutes
- Sheds have hasp for a padlock (not incl.)


C. Large Vertical

Eight interlocking panels. Molded-in grooves for three shelves (not incl.). Molded-in anchor grooves provide the option of attaching to another structure or anchoring into the ground. Sandstone/Olive. 52 cu. ft. capacity. 52w x 32d x 77h. Shpg. wt. 130 lbs. 

◆RHP 3746

Each


D. Large Horizontal

Six interlocking panels. Molded-in grooves for one shelf (not incl.). Lid prop bar included. Molded-in anchor grooves provide the option of attaching to another structure or anchoring into the ground. Sandstone/Olive. 32 cu. ft. capacity. 56.5w x 32d x 48h. Shpg. wt. 92.81 lbs. 

◆RHP 3747

Each


E. Horizontal

Seven interlocking panels. Molded-in grooves hold one shelf (not incl.). Includes lid prop bar. Sandstone/Olive. 18 cu. ft. capacity. 55w x 28d x 36h. Shpg. wt. 52 lbs. 

◆RHP 3748

Each

F. Slide-Lid

Lid slides back for easy walk-in access. Ideal for storing bikes and lawn equipment. Structural foam floor supports up to 1,300 lbs. Sandstone/Olive. 92 cu. ft. capacity. 60w x 79d x 54h. Shpg. wt. 262.76 lbs. 

◆RHP 3752

Each

 Items with this symbol require assembly.

◆ This symbol denotes items that cannot ship via UPS.